



DESIGNER AND MANUFACTURER OF EQUIPMENTS  
FOR THE BUILDING AND MAINTENANCE OF GREEN SPACES



**PRODUCT CATALOGUE**





## WHY CHOOSE ROTADAIRON ?

Like us, you appreciate the job well done. Our tools benefit from more than 60 years' experience and the constant desire to build a « perfect machine ». Whether it is our soil preparers, our seeding machines, our overseeders, dethatcher-spiker or our mulchers, they have all been designed with the same objective: that you can have a quality tool for a long time. Carry out your projects day after day with a professional look. Be proud of your achievements !

## DESIGNER AND MANUFACTURER SINCE 1958

We have always made the choice to master in-house the design and manufacture of our products. All our employees are involved in the process of designing and finalizing new products. It is indeed the integration of the proposals of our welders, machinists, assemblers to the designs of our integrated design office that will allow us to provide you with the innovative and unique product you are looking for.

This product is of course at the beginning, the result of the feedback of the field experience acquired around the world with you, our customers. We guarantee quality customer service, high availability of spare parts thanks to a large stock and our internal manufacturing.

We know that it is this virtuous cycle that will allow us to keep customer goodwill.



## CUSTOMER SATISFACTION

Your satisfaction is our priority, from equipment selection to day-to-day and long-term use



## ROBUST MACHINES

We have always made the choice to manufacture durable goods :  
« quality since 1958 »



## A FRENCH MANUFACTURE

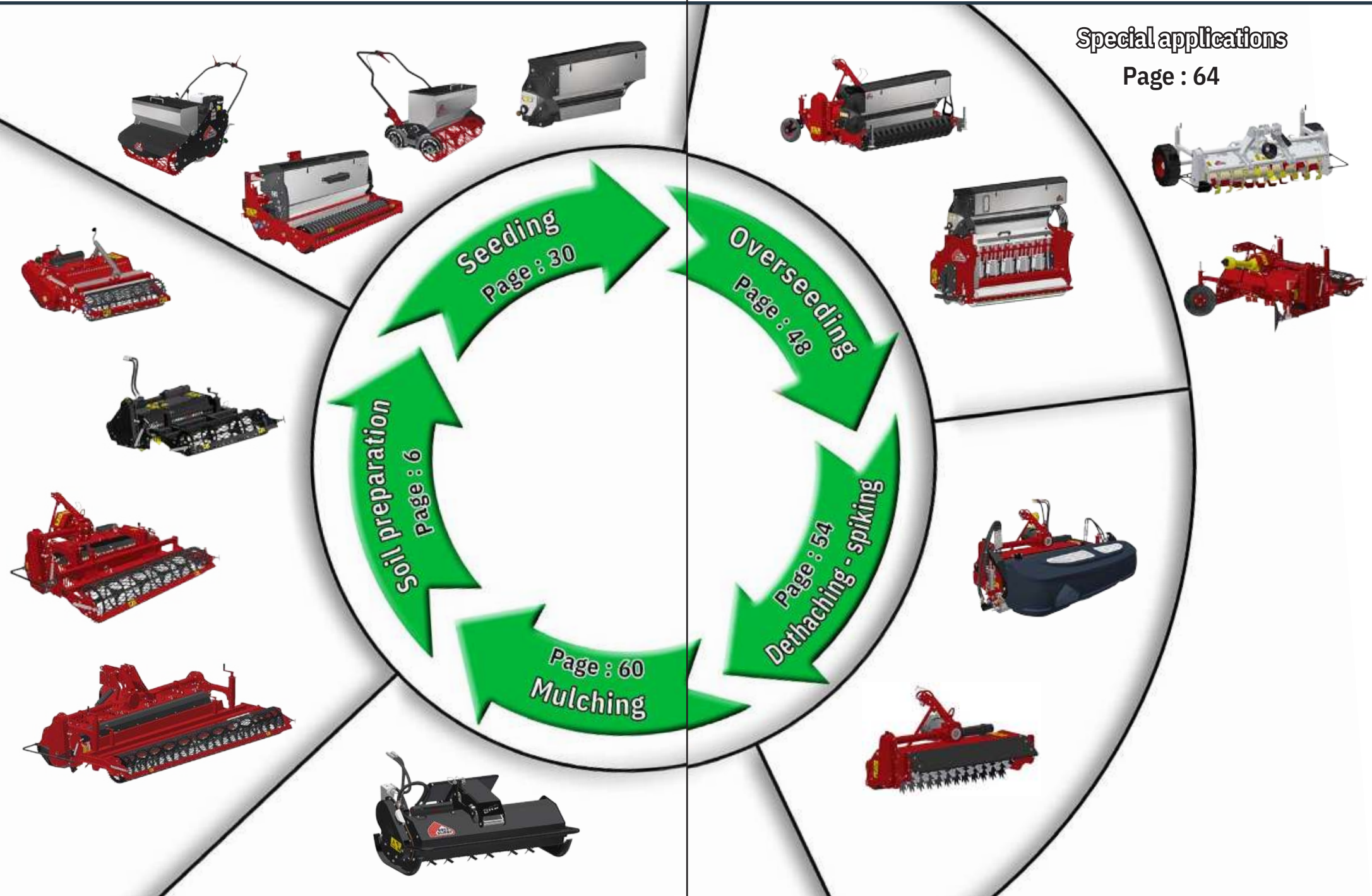
We design AND manufacture in France and work with regional partners



## AN INCOMPARABLE RESULT

You are proud of what you have achieved with your equipment !

# OUR 360° SOLUTIONS FOR GREEN SPACE



# SOIL PREPARATION



**STM 75**



**STH 36**



**STONY 90**



**RD 100**



**RDH 60**



**RD 150**



**RX 200**



**RX 300**

## Contents

|  |         |
|--|---------|
| Stone buriers for tillers - STM 75 .....                       | 8 - 9   |
| Stone buriers for Skid-Steers - STH 36 / 42 .....              | 10 - 11 |
| Stone buriers for Hydraulic Loaders - RDH 52 / 60 .....        | 12 - 13 |
| Stone buriers for Hydraulic Loaders - RDH 70 .....             | 14 - 15 |
| Stone buriers for remote controlled tool carriers - RCH 60 ... | 16 - 17 |
| Stone buriers for micro-tractors - STONY 75 / 90 / 115 .....   | 18 - 19 |
| Stone buriers for micro-tractors - RD 100 / 130 / 145 .....    | 20 - 21 |
| Stone buriers for Tractors - RD 150 / 180 / 200 / 250 .....    | 22 - 23 |
| Stone buriers for Tractors - RX 200 .....                      | 24 - 25 |
| Stone buriers for Tractors - RX 250-L3.....                    | 26 - 27 |
| Stone buriers for Tractors - RX 250 / 300 / 370 .....          | 28 - 29 |



**RAPID hitch**



**Option : Working depth setting by hydraulic jack**

This soil preparer and stone burier is thought for cultivators. This machine has been designed to perform tilling to 140 mm, burying pebbles/litter/grass, levelling with adjustable levelling blade, rolling with metal mesh roller. The use is made in direct or on a ground previously decompacted in depth and cleared of large stones.

### Technical details :

| Machine                          | STM 75   |                                     |
|----------------------------------|--|-------------------------------------|
| Coupling head                    | RAPID/REFORM, NIBBI, AGRIA*, AEBI<br>(Other brands, contact us)<br>*AGRIA adaptor not supplied |                                     |
| Working width                    | 750 mm (29" 1/2)   |                                     |
| Total width                      | 960 mm (37" 3/4)   |                                     |
| Weight                           | STM 75 RAPID/REFORM :<br>167 Kg (368 lb)   | STM 75 NIBBI :<br>160 Kg (352.7 lb) |
|                                  | STM 75 AGRIA :<br>159 Kg (350.5 lb)  | STM 75 AEBI :<br>155 Kg (341.7 lb)  |
| Tiller : Minimum power           | 16 CV (11.8 kW)  |                                     |
| Tiller : max track width         | 0.98 meter (38" 1/2)   |                                     |
| Working depth (max)              | 140 mm (5" 1/2)  |                                     |
| Rotor outer diameter             | 400 mm (15" 3/4)   |                                     |
| Depth adjustment                 | Screw jack system  |                                     |
| Number of blades                 | 16   |                                     |
| Grid finger spacing              | 22 mm (7/8")   |                                     |
| PTO speed                        | 920 tr/min (clockwise) for<br>RAPID/REFORME, NIBBI, AGRIA, AEBI                                |                                     |
| Forward speed                    | 0.8 to 1.5 Km / h (0.5 to 0.9 mph)   |                                     |
| Transmission                     | Angle gearbox + oil bath chain   |                                     |
| Security                         | Oil bath torque limiter at the end of the rotor  |                                     |
| Transport dimension<br>w x L x H | 960 mm x 1215 mm x 590 mm<br>(37" 3/4 x 47" 3/4 x 23" 1/4)                                     |                                     |
| Option                           | - Working depth setting by hydraulic jack  |                                     |



Option : Fast coupling / uncoupling device



Option : Hydraulic movement of the mesh metal roller frame

## STONE BURIERS FOR SKID-STEERS

These soil and stone buriers are designed for Skid-Steer (mini-loader). There are three versions of the machine hitch:

- Toro / Ditch Witch / Vermeer type hitch plate : STH 36 / STH 42
- Bobcat type hitch plate : STH 36 B
- Adaptable to your carrier by your own : supplied without hitch plate, without hoses, without couplers : STH 36 / 42 ADAPT

It allows the building or renovation of green spaces by preparing the seed bed before seeding. The machine is multi-purpose, it allows tilling, burying (stones, rubbish, herbs, etc.), levelling, mixing and rolling the surface. The use is done live or on a ground previously decompacted in depth and cleared of large stones.

### Technical details :

| Machines                         | STH 36   |                       |   | STH 42   |   |
|----------------------------------|--|-----------------------|---|--|---|
| Model                            | STH 36   | STH 36 B              | STH 36 ADAPT  | STH 42   | STH 42 ADAPT  |
| Hitch plate                      | Toro /<br>Ditch Witch /<br>Vermeer   | Bobcat                | Without hitch plate,<br>without hoses,<br>without coupler | Toro /<br>Ditch Witch /<br>Vermeer                         | Without hitch plate,<br>without hoses,<br>without coupler |
|                                  | For specific request, please contact us  |                       |   |  |   |
| Working width                    | 963 mm (38'')  |                       |   | 1100 mm (43'') 1/4   |   |
| Total width                      | 1330 mm (52'') 1/4   |                       |   | 1440 mm (56'') 3/4   |   |
| Weight                           | 265 Kg<br>(584.2 lb)   | 280 Kg<br>(650.3 lb)  | 255 Kg<br>(562.2 lb)                                      | 285 Kg<br>(628.3 lb)                                       | 275 Kg<br>(606.2 lb)                                      |
| Carrier : Hydraulic flow         | 30 to 45 l/min (7,9 to 11,8 US gpm)  |                       |   | 40 to 55 l/min (10,5 to 14,5 US gpm)                       |   |
| Carrier : Pressure               | 200 to 250 Bars (2900 to 3625 psi)   |                       |   |  |   |
| Carrier : Maximum track width    | 1.15 meters<br>(45'') 1/4  | 1 meter<br>(39'') 1/3 | -   | 1.30 meters<br>(51'') 1/4                                  | -   |
| Working depth (max)              | 140 mm (5'') 1/2   |                       |   |  |   |
| Rotor outer diameter             | 400 mm (15'') 3/4  |                       |   |  |   |
| Depth adjustment                 | Rear roller height adjustable 4 positions  |                       |   |  |   |
| Number of blades                 | 20   |                       |   | 24   |   |
| Grid finger spacing              | 22 mm (7/8'')  |                       |   |  |   |
| Forward speed of the carrier     | 0.8 to 1,5 Km/h (0.5 to 0.9 mph)   |                       |   |  |   |
| Transmission                     | Hydraulic motor + chain in oil bath  |                       |   |  |   |
| Security                         | Made by the carrier  |                       |   |  |   |
| Transport dimension<br>w x L x H | 1325mm x 1545mm x 620mm<br>(52'')1/4 x 60'')3/4 x 24'')1/2                                   |                       |   | 1440mm x 1545mm x 620mm<br>(56'')3/4 x 60'')3/4 x 24'')1/2 |   |
| Options                          | - Fast coupling / uncoupling device  |                       |   |  |   |
|                                  | - Rear mesh roller side adjustment device by cylinder<br>(Requires auxiliary hydraulic line) |                       |   |  |   |



Conventional quick hook system



Option : Cast iron roller disc chassis

## STONE BURIERS FOR HYDRAULIC LOADERS

These soil preparers and stone buriers are intended for hydraulic loaders. There are two versions of the machine hitch:

- Bobcat type hitch plate : RDH 52 / 60
- Adaptable to your carrier by your own : supplied without hitch plate, without hoses, without couplers : RDH 52 / 60 ADAPT

It allows the building or renovation of green spaces by preparing the seed bed before seeding. The machine is multi-purpose, it allows tilling, burying (stones, rubbish, herbs, etc.), levelling, mixing and rolling the surface. The use is made in direct or on a ground previously decompacted in depth and cleared of large stones.

### Technical details :

| Machines                         | RDH 52   |   | RDH 60   |   |
|----------------------------------|--|---|--|---|
| Model                            | RDH 52   | RDH 52 ADAPT  | RDH 60   | RDH 60 ADAPT  |
| Hitch plate                      | Bobcat   | Without hitch plate,<br>without hoses,<br>without coupler | Bobcat   | Without hitch plate,<br>without hoses,<br>without coupler |
|                                  | For specific request, please contact us                    |   |  |   |
| Working width                    | 1340 mm (52'' 3/4)   |   | 1500 mm (59'')   |   |
| Total width                      | 1730 mm (68'')   |   | 1830 mm (72'')   |   |
| Weight                           | 450 Kg<br>(992 lb)   | 415 Kg<br>(915 lb)  | 500 Kg<br>(1102,3 lb)                                      | 465 Kg<br>(1025,1 lb)                                     |
| Carrier : Hydraulic flow         | 70 to 120 l/min (18,5 to 31,7 US gpm)                      |   |  |   |
| Carrier : Pressure               | 210 to 300 Bars (3045 to 4350 psi)                         |   |  |   |
| Carrier : Maximum track width    | 1,48 meters<br>(58''1/4)                                   | -   | 1,8 meters<br>(70'' 4/5)                                   | -   |
| Working depth (max)              | 140 mm (5'' 1/2)   |   |  |   |
| Rotor outer diameter             | Ø 400 mm (15'' 3/4)  |   |  |   |
| Depth adjustment                 | Support on rear roller adjustable by screw jacks           |   |  |   |
| Number of blades                 | 28   |   | 32   |   |
| Grid finger spacing              | 20 mm (4/5'')  |   |  |   |
| Forward speed of the carrier     | 0.8 to 1.5 Km/h (0.5 to 0.9 mph)                           |   |  |   |
| Transmission                     | Hydraulic motor + chain in oil bath                        |   |  |   |
| Security                         | Made by the carrier  |   |  |   |
| Transport dimension<br>w x L x H | 1700 mm x 1570 mm x 700 mm<br>(67'' x 61'' 3/4 x 27'' 1/2) |   | 1905 mm x 1570 mm x 700 mm<br>(75'' x 61'' 3/4 x 27'' 1/2) |   |

### Options

- Cast-iron notched discs roller frame
- Rear mesh roller side adjustment device by cylinder (Requires auxiliary hydraulic line)



Option : Spiral roller



Option : Roller side adjustment device by cylinder

This soil preparer and stone burier is intended for hydraulic loaders with Bobcat hitch plate.

It allows the building or renovation of green spaces by preparing the seed bed before seeding. The machine is multi-purpose, it allows tilling, burying (stones, rubbish, herbs, etc.), levelling, mixing and rolling the surface. The use is made in direct or on a ground previously decompacted in depth and cleared of large stones.

### Technical details :

| Machines                         | RDH 70   |
|----------------------------------|--|
| Hitch plate                      | Bobcat   |
| Working width                    | 1774 mm (69" <sup>3</sup> / <sub>4</sub> )   |
| Total width                      | 2130 mm (84")  |
| Weight                           | 780 Kg (1719.6 lb)   |
| Carrier : Hydraulic flow         | 70 to 120 l/min (18,5 to 31,7 US gpm)  |
| Carrier : Pressure               | 210 to 300 Bars (3045 to 4350 psi)   |
| Carrier : Maximum track width    | 2,15 meters (84" <sup>2</sup> / <sub>3</sub> )   |
| Working depth (max)              | 160 mm (6" <sup>1</sup> / <sub>4</sub> )   |
| Rotor outer diameter             | Ø 510 mm (20")   |
| Depth adjustment                 | Support on rear roller adjustable by screw jacks   |
| Number of blades                 | 54   |
| Grid finger spacing              | 20 mm (4/5")   |
| Forward speed of the carrier     | 0.8 to 1.5 Km/h (0.5 to 0.9 mph)   |
| Transmission                     | Hydraulic motor + chain in oil bath  |
| Security                         | Made by the carrier  |
| Transport dimension<br>w x L x H | 2140 mm x 1900 mm x 850 mm<br>(84" <sup>1</sup> / <sub>4</sub> x 74" <sup>3</sup> / <sub>4</sub> x 33" <sup>1</sup> / <sub>2</sub> ) |
| Options                          | - Spiral roller<br>- Roller side adjustment device by cylinder<br>(Requires auxiliary hydraulic line)                                |



**MDB type hitch plate**



**Option : Hydraulic movement of the mesh metal roller frame**

## STONE BURIERS FOR REMOTE CONTROLLED TOOL CARRIERS

These soil preparers and stone burier are intended for remote controlled tool carrier. There are two versions of the machine hitch :

- MDB type hitch plate : RCH 60 MDB
- Adaptable to your carrier by your own : supplied without hitch plate, without hoses, without couplers : RCH 60 ADAPT

It allows the building or renovation of green spaces by preparing the seed bed before seeding. The machine is multi-purpose, it allows tilling, burying (stones, rubbish, herbs, etc.), levelling, mixing and rolling the surface. The use is done live or on a ground previously decompacted in depth and cleared of large stones.

### Technical details :

| Machine                          | RCH 60   |   |
|----------------------------------|--|---|
| Model                            | RCH 60 MDB   | RCH 60 ADAPT  |
| Hitch plate                      | MDB type hitch plate   | Without hitch plate, without hoses, without coupler |
|                                  | For specific request, please contact us  |   |
| Working width                    | 1500 mm (59")  |   |
| Total width                      | 1830 mm (72")  |   |
| Weight                           | 460 Kg (1014 lb)   | 465 Kg (1025,1 lb)                                  |
| Carrier : Hydraulic flow         | 70 to 120 l/min (18,5 to 31,7 US gpm)  |   |
| Carrier : Pressure               | 210 to 300 Bars (3045 to 4350 psi)   |   |
| Carrier : Maximum track width    | 1,8 meters (70" 4/5)   | -   |
| Working depth (max)              | 140 mm (5" 1/2)  |   |
| Rotor outer diameter             | Ø 400 mm (15" 3/4)   |   |
| Depth adjustment                 | Support on rear roller adjustable by screw jacks   |   |
| Number of blades                 | 32   |   |
| Grid finger spacing              | 20 mm (4/5")   |   |
| Couplers                         | MDB Faster motor supply<br>coupler not supplied<br>Hydraulic 3-point couplers : 3/8"         | -   |
| Forward speed of the carrier     | 0.8 to 1.5 Km/h (0.5 to 0.9 mph)   |   |
| Transmission                     | Hydraulic motor + chain in oil bath  |   |
| Security                         | Made by the carrier  |   |
| Transport dimension<br>w x L x H | 1905 mm x 1605 mm x 700 mm<br>(75" x 63" 1/4 x 27" 1/2)                                      |   |
| Option                           | - Rear mesh roller side adjustment device by cylinder<br>(Requires auxiliary hydraulic line) |   |



Option : Hydraulic movement of the mesh metal roller frame



Option : Stainless Steel Splice Dispenser Seeder

These soil preparers and stone buriers are designed for micro-tractors. It allows the building or renovation of green spaces by preparing the seed bed before seeding. The machine is multi-purpose, it allows tilling, burying (stones, rubbish, herbs, etc.), levelling, mixing and rolling the surface. The use is done live or on a ground previously decompacted in depth and cleared of large stones.

### Technical details :

| Machines                         | Stony 75   | Stony 90   | Stony 115  |
|----------------------------------|--|--|--|
| Working width                    | 750 mm (29" 1/2)                                     | 963 mm (38")   | 1100 mm (43" 1/4)                                    |
| Total width                      | 1210 mm (47" 3/4)                                    | 1382 mm (54" 1/2)  | 1520 mm (59" 3/4)                                    |
| Weight                           | 265 Kg (584.2 lb)                                    | 285 Kg (628.3 lb)  | 340 Kg (749.5 lb)                                    |
| Tractor : Required power         | 15 - 18 CV   | 18 - 25 CV   | 20 - 25 CV   |
| Tractor : Max track width        | 0.92 meter (36" 1/5)                                 | 1.05 meters (41" 1/3)                                    | 1.33 meters (40" 2/3)                                |
| Working depth (max)              | 140 mm (5" 1/2)                                      |  |  |
| Rotor outer diameter             | 400 mm (15" 3/4)                                     |  |  |
| Depth adjustment                 | Rear roller height adjustable 4 positions            |  |  |
| Number of blades                 | 16   | 20   | 24   |
| Grid finger spacing              | 22 mm (7/8")   |  |  |
| 3 point hitch                    | Categories 1 & 2                                     |  |  |
| PTO speed                        | 540 tr/min   |  |  |
| Tractor forward speed            | 0.8 to 1,5 Km/h (0.5 to 0.9 mph)                     |  |  |
| Transmission                     | Angle gearbox + Oil bath chain                       |  |  |
| Security                         | Oil bath torque limiter at the end of the rotor      |  |  |
| Transport dimension<br>w x L x H | 1210mm x 1450mm x 820mm<br>(47" 3/4 x 57" x 32" 1/4) | 1382mm x 1560mm x 830mm<br>(54" 1/2 x 61" 1/2 x 32" 3/4) | 1520mm x 1625mm x 845mm<br>(59" 3/4 x 64" x 33" 1/4) |

### Options

- Stainless Steel Splice Dispenser Seeder :
  - SMC 90 for Stony 90
  - SMC 100 for Stony 115
- Rear mesh roller side adjustment device by cylinder for the Stony 90 & Stony 115



Option : Hydraulic movement of the mesh metal roller frame



Option : Stainless Steel Splice Dispenser Seeder

These soils preparer and stone buriers are designed for tractors. It allows the building or renovation of green spaces by preparing the seed bed before seeding. The machine is multi-purpose, it allows tilling, burying (stones, rubbish, herbs, etc.), levelling, mixing and rolling the surface. The use is done live or on a ground previously decompacted in depth.

### Technical details :

| Machines                                  | RD 100  | RD 130  | RD 145   |
|---|---|---|--|
| Working width                             | 1100 mm (43" 1/4)                                     | 1338 mm (52" 3/4)                                     | 1500 mm (59")                                      |
| Total width                               | 1610 mm (63" 1/2)                                     | 1840 mm (72" 1/2)                                     | 2005 mm (79")                                      |
| Weight with mesh metal roller             | 405 Kg (892.8 lb)                                     | 450 Kg (992 lb)                                       | 515 Kg (1135.3 lb)                                 |
| Tractor : required power                  | 22 - 35 CV  | 25 - 45 CV  | 30 - 50 CV   |
| Tractor : max track width                 | 1.34 meters (52" 3/4)                                 | 1.62 meters (63" 3/4)                                 | 1.54 meters (60" 5/8)                              |
| Working depth (max)                       | 140 mm (5" 1/2)                                       |   |  |
| Rotor outer diameter                      | 400 mm (15" 3/4)                                      |   |  |
| Depth adjustment                          | Support on rear roller adjustable by screw jacks      |   |  |
| Number of blades                          | 36  | 42  | 48   |
| Grid finger spacing                       | 20 mm (4/5")  |   |  |
| 3 point hitch                             | Categories 1 & 2                                      |   |  |
| PTO speed                                 | 540 tr/min  |   |  |
| Tractor forward speed                     | 0.8 to 1.5 Km/h (0.5 to 0.9 mph)                      |   |  |
| Transmission                              | Angle gearbox + Oil bath chain                        |   |  |
| Security                                  | Oil bath torque limiter at the end of the rotor       |   |  |
| Transport dimension w x L x H             | 1520mm x 1570mm x 995mm (59" 3/4 x 61" 3/4 x 39" 1/4) | 1760mm x 1570mm x 995mm (69" 1/4 x 61" 3/4 x 39" 1/4) | 1920mm x 1570mm x 1065mm (75" 1/2 x 61" 3/4 x 42") |
| Weight with cast iron notched disc roller |   | 525 kg (1157.4 lb)                                    | 615 Kg (1355.8 lb)                                 |

### Options

- Rear mesh roller side adjustment device by cylinder
- Cast-iron notched discs roller frame (RD 130 / RD 145)
- Stainless Steel Splice Dispenser Seeder : SMC 100 / SMC 130 / SMC 145



Option : Hydraulic movement of the mesh metal roller frame



Option : Stainless Steel Splice Dispenser Seeder

These soils preparer and stone buriers are designed for tractors. It allows the building or renovation of green spaces by preparing the seed bed before seeding. The machine is multi-purpose, it allows tilling, burying (stones, rubbish, herbs, etc.), levelling, mixing and rolling the surface. The use is done live or on a ground previously decompacted in depth.

### Technical details :

| Machines                                  | RD 150   | RD 180                | RD 200                | RD 250                |
|---|--|-----------------------|-----------------------|-----------------------|
| Working width                             | 1500 mm (59")                                    | 1774 mm (69" 3/4)     | 1984 mm (78")         | 2492 mm (98")         |
| Total width                               | 1950 mm (76" 3/4)                                | 2240 mm (88" 1/4)     | 2475 mm (97" 1/2)     | 2944 mm (116")        |
| Weight with mesh metal roller             | 798 Kg (1759.2 lb)                               | 915 Kg (2017.2 lb)    | 965 Kg (2127.4 lb)    | 1134 Kg (2500 lb)     |
| Tractor : Required power                  | 45 - 60 CV                                       | 50 - 70 CV            | 55 - 80 CV            | 70 - 90 CV            |
| Tractor : Max track width                 | 1.80 meters (71")                                | 1.84 meters (72" 1/2) | 1.91 meters (75" 1/5) | 2.35 meters (92" 1/2) |
| Working depth (max)                       | 160 mm (6" 1/4)                                  |                       |                       |                       |
| Rotor outer diameter                      | 510 mm (20")                                     |                       |                       |                       |
| Depth adjustment                          | Support on rear roller adjustable by screw jacks |                       |                       |                       |
| Number of blades                          | 48   | 54                    | 60                    | 72                    |
| Grid finger spacing                       | 20 mm (4/5")                                     |                       |                       |                       |
| 3 point hitch                             | Categories 1 & 2                                 |                       |                       |                       |
| PTO speed                                 | 540 tr/min                                       |                       |                       |                       |
| Tractor forward speed                     | 0,8 to 1,5 Km/h (0.5 to 0.9 mph)                 |                       |                       |                       |
| Transmission                              | Angle gearbox + Oil bath chain                   |                       |                       |                       |
| Security                                  | Torque limiter with dry friction and flywheel    |                       |                       |                       |
| Transport dimension                       |  |                       |                       |                       |
| w   | 1930mm (76")                                     | 2190mm (86" 1/4)      | 2410mm (95")          | 2920mm (115")         |
| L   | 1880mm (74")                                     | 1920mm (75" 1/2)      | 1890mm (74" 1/2)      | 1890mm (74" 1/2)      |
| H   | 1120mm (44")                                     | 1120mm (44")          | 1120mm (44")          | 1120mm (44")          |
| Weight with cast iron notched disc roller | 955 Kg (2105.4 lb)                               | 1120 Kg (2469.1 lb)   | 1198 Kg (2641.1 lb)   | 1421 Kg (3132.7 lb)   |

### Options


- Rear mesh roller side adjustment device by cylinder
- Cast iron grooved disc roller + Scraper
- Stainless Steel Splice Dispenser Seeder : SMC 150 / SMC 180 / SMC 200



This soil preparer and stone burier is designed for tractors. It allows the building or renovation of green spaces by preparing the seed bed before seeding. The machine is multi-purpose, it allows tilling, burying (stones, rubbish, herbs, etc.), levelling, mixing and rolling the surface. The use is done live or on a ground previously decompacted in depth.

### Technical details :

| Machine                               | RX 200   |
|---------------------------------------|--|
| Working width                         | 2042 mm (80" 1/2)  |
| Total width                           | 2470 mm (97" 1/4)  |
| Weight with mesh metal roller         | 1622 Kg (3575.8 lb)  |
| Tractor : Required power              | 80 - 100 CV  |
| Tractor : Max track width             | 2 meters (78" 3/4)   |
| Working depth (max)                   | 200 mm (8")  |
| Rotor outer diameter                  | 630 mm (24" 3/4)   |
| Depth adjustment                      | Support on rear roller adjustable by screw jacks             |
| Number of blades                      | 60   |
| Grid finger spacing                   | 20 mm ( 4/5")  |
| 3 point hitch                         | Categorie 2  |
| PTO speed                             | 1000 tr/min  |
| Tractor forward speed                 | 0,8 to 1,5 km/h (0.5 to 0.9 mph)                             |
| Transmission                          | Angle gearbox + Oil bath chain                               |
| Machine drive type                    | Single drive   |
| Security                              | Oil bath torque limiter at the end of the rotor              |
| Transport dimension<br>w x L x H (mm) | 2470 mm x 2120 mm x 1340 mm<br>(97" 1/4 x 83" 1/2 x 52" 3/4) |

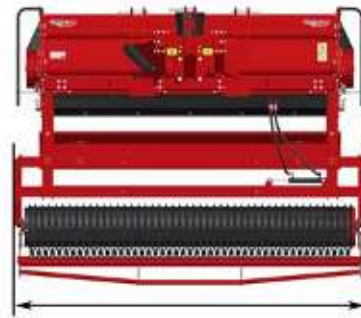


Oil bath torque limiter  
at the end of the rotor



Option : Stainless Steel Splice  
Dispenser Seeder

|        |  |
|--------|--|
| Option | - Stainless Steel Splice Dispenser Seeder :<br>SMC 200 |
|--------|--|



Width : 3 meters (118" 1/8)



**Option : Cast iron grooved disc roller  
+ Scraper**



**Option : Anti-groove system (ARS)**

This soil preparer and stone burier allows the building or renovation of green spaces by preparing the seed bed before seeding. The machine is multi-purpose, it allows tilling, burying (stones, rubbish, herbs, etc.), levelling, mixing and rolling the surface. The use is done live or on a ground previously decompacted in depth.

Its particularity is that its transport width is 3 meters (118" 1/8).

### Technical details :

| Machine                                   | RX 250-L3   |
|---|---|
| Working width                             | 2500 mm (98" 1/2)   |
| Total width                               | 2965 mm (116" 3/4)  |
| Weight with mesh metal roller             | 1935 Kg (4263,7 lb)   |
| Tractor : Required power                  | 110 - 150 CV  |
| Tractor : Max track width                 | 2.45 meters (96" 1/2)   |
| Working depth (max)                       | 220 mm (8" 1/2)   |
| Rotor outer diameter                      | 630 mm (24" 3/4)  |
| Depth adjustment                          | Support on rear roller adjustable by screw jacks                        |
| Number of blades                          | 72  |
| Grid finger spacing                       | 20 mm (4/5")  |
| 3 point hitch                             | Categories 2 & 3  |
| PTO speed                                 | 1000 tr/min   |
| Tractor forward speed                     | 0,8 to 1,5 km/h (0.5 to 0.9 mph)  |
| Transmission                              | Angle gearbox + Oil bath chains   |
| Machine drive type                        | Dual drive  |
| Security                                  | Torque limiter in oil bath at each end of the rotor                     |
| Transport dimension<br>w x L x H          | 2965 mm x 2200 mm x 1290 mm<br>(116" 3/4 x 83" 1/2 x 52" 3/4)           |
| Weight with cast iron notched disc roller | -   |
| Weight with tire roller                   | 2020 kg (4453,4 lb)   |
| Options                                   | - Cast iron grooved disc roller + Scraper<br>- Anti-groove system (ARS) |



These soils preparer and stone buriers are designed for tractors. It allows the building or renovation of green spaces by preparing the seed bed before seeding. The machine is multi-purpose, it allows tilling, burying (stones, rubbish, herbs, etc.), levelling, mixing and rolling the surface. The use is done live or on a ground previously decompacted in depth.

### Technical details :

| Machines                                  | RX 250   | RX 300   | RX 370   |
|---|--|--|--|
| Working width                             | 2500 mm (98" 1/2)                                      | 3050 mm (120")   | 3680 mm (145")                                 |
| Total width                               | 3370 mm (132" 1/2)                                     | 3870 mm (152" 1/4)   | 4620 mm (182")                                 |
| Weight with mesh metal roller             | 1934 Kg (4263.7 lb)                                    | 2192 Kg (4832.5 lb)  | 2499 Kg (5509.3 lb)                            |
| Tractor : Required power                  | 110 - 150 CV   | 110 - 160 CV   | 130 - 180 CV                                   |
| Tractor : Max track width                 | 2.45 meters (96" 1/2)                                  | 3 meters (118" 1/10)                                       | 3.60 meters (141" 3/4)                         |
| Working depth (max)                       | 220 mm (8" 1/2)  |  |  |
| Rotor outer diameter                      | 630 mm (24" 3/4)                                       |  |  |
| Depth adjustment                          | Support on rear roller adjustable by screw jacks       |  |  |
| Number of blades                          | 72   | 90   | 108  |
| Grid finger spacing                       | 20 mm (4/5")   |  |  |
| 3 point hitch                             | Categories 2 & 3                                       |  |  |
| PTO speed                                 | 1000 tr/min  |  |  |
| Tractor forward speed                     | 0,8 to 1,5 km/h (0.5 to 0.9 mph)                       |  |  |
| Transmission                              | Angle gearbox + Oil bath chains                        |  |  |
| Machine drive type                        | Dual drive   |  |  |
| Security                                  | Torque limiter in oil bath at each end of the rotor    |  |  |
| Transport dimension<br>w x L x H          | 3370mm x 2360mm x 1290mm<br>(132" 1/2 x 93" x 50" 3/4) | 3870mm x 2220mm x 1290mm<br>(152" 1/4 x 87" 1/2 x 50" 3/4) | 4620mm x 1980mm x 1295mm<br>(182" x 78" x 51") |
| Weight with cast iron notched disc roller | 2280 Kg (5036.5 lb)                                    | 2588 Kg (5705.5 lb)  | 2978 Kg (6565.3 lb)                            |
| Weight with tire roller                   | 2138 Kg (4713.4 lb)                                    | 2431 Kg (5359.4 lb)  | 2779 Kg (6126.6 lb)                            |



Option : Pneumatic seeder



Option : Anti-groove system (ARS)

### Options

- Tire roller
- Cast iron grooved disc roller + Scraper
- Pneumatic seeder : SMA 250 / SMA 300
- Anti-groove system (ARS)

# SEEDING



## Contents

|  |         |
|--|---------|
| Manual Seeding Machine - SEEDCAR.....              | 32 - 33 |
| Electric assisted Seeder - e.SEEDCAR.....          | 34 - 35 |
| Self-propelled Seeding Machine - SD 700.....       | 36 - 37 |
| Seeding machine for tractors - SMG 155 / 205 ..... | 38 - 39 |
| Seeding machine for tractors - SMG 300 .....       | 40 - 41 |
| Pneumatic seeder for tractor - SMA 305 .....       | 42 - 43 |
| Option Spline seed drills - SMC.....               | 44 - 45 |
| Option Pneumatic seed drill - SMA.....             | 46 - 47 |



Option : Seed dibbler



Option : Additional mass  
15 or 22 Kg

The Rotadairon® SEEDCAR is a manual seeding machine designed for seeding all types of grass (bluegrass, red fescue or ray-grass). This gravity seeder is equipped with a graduated sector flow adjustment. For working comfort, the opening/ closing of the seeding is done from the handlebars. It also makes it possible to gear up and roll up all the «corners» of narrow or difficult access grounds.

The metal mesh roller, at the front, wafts the soil. Then the seed drill deposits the seeds. Finally the smooth rear roller, ideally compacts the soil to obtain a good germination and avoid the marking of the steps of the user.

## Technical details :

| Machine  | SEEDCAR  |
|--|--|
| Seeding width  | 700 mm (27" 1/2)   |
| Total width  | 840 mm (33")   |
| Front roller type  | Metal mesh   |
| Front roller diameter  | Ø 220 mm (8" 1/2)  |
| Rear roller type   | Stainless steel smooth                                     |
| Rear roller diameter   | Ø 200 mm (7" 3/4)  |
| Weight   | 51 Kg (112.4 lb)   |
| Transport dimension<br>w x L x H (mm)                              | 860 mm x 780 mm x 1085 mm<br>(33" 7/8 x 30" 3/4 x 42" 3/4) |
| Seeder   |  |
| Type of seed drill   | Stainless steel gravity seed drill                         |
| Seed rate adjustment   | Adjustment dial 0 to 6                                     |
| Seed rate calibration  | Calibration bucket   |
| Seed drill capacity  | 55 liters (14,5 US gal)                                    |
| Option   |  |
| - Seed dibbler<br>- Additional mass<br>15 or 22 Kg (33 or 48.5 lb) |  |



**Option : Extra battery**



**Option : Seed dibbler**


The Rotadairon® e.SEEDCAR is an electric assisted seeder which will allow you to comfortably turf your land and preserve the environment. The machine is fitted with a quiet electric motor and its battery has an autonomy of 60-90 min, allowing for about 2500 m<sup>2</sup> per cycle. The metal mesh roller, at the front, wafts the soil. Then the seed drill deposits the seeds. Finally the smooth rear roller, ideally compacts the soil to obtain a good germination and avoid the marking of the steps of the user.

### Technical details :

| Machine   | e.SEEDCAR   |
|---|---|
| Seeding width   | 700 mm (27" 1/2)  |
| Autonomy  | 60 - 90 minutes<br>( ≈ 2500 m <sup>2</sup> )  |
| Lithium battery   | 36 V / 11.6 Ah<br>Supplied with charger 230 V (E/F plug)<br>Full charging time : 3h30 |
| Total width   | 840 mm (33")  |
| Front roller type   | Metal mesh  |
| Front roller diameter   | Ø 220 mm (8" 1/2)   |
| Rear roller type  | Stainless steel smooth  |
| Rear roller diameter  | Ø 200 mm (7" 3/4)   |
| Weight  | 51 Kg (112.4 lb)  |
| Transport dimension<br>w x L x H (mm)   | 860 mm x 780 mm x 1085 mm<br>(33" 7/8 x 30" 3/4 x 42" 3/4)                            |
| <b>Seeder</b>   |   |
| Type of seed drill  | Stainless steel gravity seed drill  |
| Seed rate ajustement  | Adjustment dial 0 to 6  |
| Seed rate calibration   | Calibration bucket  |
| Seed drill capacity   | 55 liters (14,5 US gal)   |
| <b>Options</b>  |   |
| - Seed dibbler<br>- Additional mass :<br>15 or 22 Kg (33 or 48.5 lb)<br>- Extra battery |   |



**Calibration drawer**



**Option : Double rear mesh roller or  
Double rear smooth roller**

The Rotadairon® SD 700 is a self-propelled seeding machine designed for precision seeding, seed burial and field filling.

The Rotadairon® SD 700 can be used to sow the majority of grass varieties such as bluegrass, red fescue, ray grass, etc...

Reliable, handy and efficient, it allows you to sow quickly and effortlessly.

The metal mesh roller, at the front, wafts the soil. Then the seed drill deposits the seeds. Then the rotor claws the soil. Finally the smooth roller at the back compacts the soil ideally to obtain a good germination and avoid the marking of the steps of the user.

The Rotadairon® SD 700 is driven by the rear packer roller.

## Technical details :

| Machine                               | SD 700  |
|---------------------------------------|---|
| Seeding width                         | 700 mm (27" 1/2)  |
| Total width                           | 860 mm (33" 3/4)  |
| Front roller type                     | Metal mesh  |
| Front roller diameter                 | Ø 330 mm (13")  |
| Rear roller type                      | Smooth  |
| Rear roller diameter                  | Ø 330 mm (13")  |
| Weight                                | 232 Kg (512 lb)   |
| Transport dimension<br>w x L x H (mm) | 860 mm x 1200 mm x 1310 mm<br>(33" 7/8 x 47" 1/4 x 51" 5/8) |

## Motorization

|                    |                                 |
|--------------------|---------------------------------|
| Engine type        | Honda thermal gas engine 4.5 HP |
| Engine air cleaner | Oil bath air cleaner            |
| Transmission       | 4 forward speeds, 1 reverse     |

## Seeder

|                       |                                    |
|-----------------------|------------------------------------|
| Type of seed drill    | Stainless steel gravity seed drill |
| Seed rate adjustment  | Adjustment dial 0 to 6             |
| Seed rate calibration | Calibration bucket                 |
| Seed drill capacity   | 55 liters (14,5 US gal)            |

## Options

- Double rear mesh roller
- Double rear smooth roller



Wheel Eraser Claws



Stainless steel gravity seeder

These seeding machines have been designed to sow most varieties of grass such as pastures, fescue, ray-grass, etc. on large areas. It is equipped with a gravity seed drill and two cast iron rollers, allowing a single clutch passage. It is used on the ground previously worked with the aid of a soil preparer/stone burier.

### Technical details :

| Machines                         | SMG 155  | SMG 205  |
|----------------------------------|--|--|
| Seeding width                    | 1500 mm (59")  | 2000 mm (78" <sup>3</sup> / <sub>4</sub> )   |
| Total width                      | 1800 mm (70" <sup>3</sup> / <sub>4</sub> )   | 2245 mm (88" <sup>1</sup> / <sub>2</sub> )   |
| Weight                           | 575 Kg (1267.6 lb)   | 712 Kg (1569.6 lb)   |
| Tractor : Required power         | 30 - 60 CV   | 50 - 95 CV   |
| Front roller type                | Cast iron serrated disc roller   |  |
| Front roller diameter            | Ø 400 mm (15" <sup>3</sup> / <sub>4</sub> )  |  |
| Rear roller type                 | Cast iron serrated disc roller   |  |
| Rear roller diameter             | Ø 295 mm (11" <sup>1</sup> / <sub>2</sub> )  |  |
| 3 point hitch                    | Categories 1 & 2   |  |
| Tractor forward speed            | 3 to 5 Km/h (1,8 to 3,1 mph)   |  |
| Transport dimension<br>w x L x H | 1800 mm x 1150 mm x 910 mm<br>(70" <sup>3</sup> / <sub>4</sub> x 45" <sup>1</sup> / <sub>4</sub> x 35" <sup>3</sup> / <sub>4</sub> ) | 2245 mm x 1150 mm x 910 mm<br>(88" <sup>1</sup> / <sub>2</sub> x 45" <sup>1</sup> / <sub>4</sub> x 35" <sup>3</sup> / <sub>4</sub> ) |

### Seeder

|                      |                                  |                        |
|----------------------|----------------------------------|------------------------|
| Type of seed drill   | Stainless steel gravity seeder   |                        |
| Seed rate adjustment | Adjustment clock 0 to 12 o'clock |                        |
| Seed drill capacity  | 139 liters (37 US gal)           | 178 liters (47 US gal) |



Quick opening / closing at the cockpit



Option : Wheel Eraser Claws

This seeding machines has been designed to sow most varieties of grass such as pastures, fescue, ray-grass, etc. on large areas. It is equipped with a gravity seed drill and two cast iron rollers, allowing a single clutch passage. It is used on the ground previously worked with the aid of a soil preparer/stone burier. Its particularity is that its transport width is 3 meters (118'' 1/8).

### Technical details :

| Machines                         | SMG 300  |
|----------------------------------|--|
| Seeding width                    | 2820 mm (111'')  |
| Total width                      | 3000 mm (118'' 1/8)  |
| Weight                           | 1100 Kg (2425 lb)  |
| Front roller type                | Cast iron serrated disc roller                                   |
| Front roller diameter            | Ø 400 mm (15'' 3/4)  |
| Rear roller type                 | Cast iron serrated disc roller with intermediate discs           |
| Rear roller diameter             | Ø 295 mm (11'' 1/2)  |
| 3 point hitch                    | Categories 1 & 2   |
| Tractor forward speed            | Max 12 Km/h (Max 7.5 mph)  |
| Transport dimension<br>w x L x H | 3000 mm x 1110 mm x 1000 mm<br>(118'' 1/8 x 43'' 1/4 x 39'' 1/3) |
| <b>Seeder</b>                    |  |
| Type of seed drill               | Stainless steel gravity seeder                                   |
| Seed rate adjustment             | Adjustment clock 0 to 12 o'clock                                 |
| Seed rate                        | 0 to 50 g/m <sup>2</sup><br>(Depends on seed type)               |
| Seed drill capacity              | 600 litres (158 US gal)  |
| Option                           | Wheel Eraser Claws   |



This seeder has been designed to seed most varieties of turf such as pastures, fescues, ray-grass, etc. on large surfaces. It is equipped with a pneumatic seeder and two cast iron rollers, allowing seeding in one pass. It is used on land previously worked with a soil preparation/stone burier.

## Technical details :

| Machine                          | SMA 305  |
|----------------------------------|--|
| Seeding width                    | 3310 mm (130'' 1/4)  |
| Total width                      | 3600 mm (141'' 3/4)  |
| Weight                           | 1640 Kg (3615,5 lb)  |
| Tractor : Required power         | 60 - 100 CV  |
| Front roller type                | Cast iron serrated disc roller                               |
| Front roller diameter            | Ø 400 mm (15'' 3/4)  |
| Rear roller type                 | Cast iron serrated disc roller                               |
| Rear roller diameter             | Ø 295 mm (11'' 1/2)  |
| 3 point hitch                    | Categorie 2  |
| Tractor forward speed            | 3 to 8 Km/h (1,8 to 5 mph)                                   |
| Transport dimension<br>w x L x H | 3600 mm x 2420 mm x 2340 mm<br>(141'' 3/4 x 95'' 1/4 x 92'') |

## Seeder

|                      |                         |
|----------------------|-------------------------|
| Type of seed drill   | Pneumatic seed drill    |
| Seed rate ajustement | Dosing ruler            |
| Seed drill capacity  | 750 liters (198 US gal) |

|        |  |
|--------|--|
| Option | Available in double rear cast iron rollers |
|--------|--|



Access platform for the tank



Pneumatic seeder



Adjustment clock 0 to 12 o'clock



Stainless steel seeder with adjustable seed distribution


## OPTION - SPLINE SEED DRILLS

SMC spline drills are designed to be paired with soil preparation machines. They allow you to sow immediately after soil preparation. You can bury the stones, prepare the soil and sow in one pass. A real time saver!  
The SMC are compatible with most stone buriers and are available in several sizes.

### Technical details :

| Machines                         | SMC 90  | SMC 100   | SMC 130   | SMC 145   |
|----------------------------------|---|---|---|---|
| Mounting on machine type         | STONY 90  | STONY 115<br>RD 100                                     | RD 130  | RD 145  |
| Seeding width                    | 960 mm (37" 7/8)  | 1060 mm (41" 6/8)                                       | 1325 mm (52" 1/8)                                       | 1540 mm (60" 5/8)                                       |
| Total width                      | 1180 mm (46" 1/2)                                       | 1280 mm (50" 1/2)                                       | 1540 mm (60" 5/8)                                       | 1760 mm (69" 1/3)                                       |
| Number of distributors           | 40  | 44  | 55  | 64  |
| Seed rate adjustment             | Adjustment clock 0 to 12 o'clock                        |   |   |   |
| Seed drill capacity              | 87 liters (23 US gal)                                   | 95 liters (25 US gal)                                   | 120 liters (32 US gal)                                  | 139 liters (37 US gal)                                  |
| Weight                           | 45 Kg (99 lb)   | 48 Kg (105 lb)  | 56 Kg (123.5 lb)  | 62 Kg (136.7 lb)  |
| Transport dimension<br>w x L x H | 1180mm x 490mm x 630mm<br>(46" 1/2 x 19" 3/8 x 24" 7/8) | 1280mm x 490mm x 630mm<br>(50" 1/2 x 19" 3/8 x 24" 7/8) | 1540mm x 490mm x 630mm<br>(60" 5/8 x 19" 3/8 x 24" 7/8) | 1760mm x 490mm x 630mm<br>(69" 1/3 x 19" 3/8 x 24" 7/8) |

| Machines                         | SMC 150   | SMC 180   | SMC 200   |
|----------------------------------|---|---|---|
| Mounting on machine type         | RD 150  | RD 180  | RD 200<br>RX 200  |
| Seeding width                    | 1540 mm (60" 5/8)                                       | 1775 mm (69" 7/8)                                       | 1950 mm (76" 6/8)                                       |
| Total width                      | 1760 mm (69" 1/3)                                       | 2165 mm (85" 1/4)                                       | 2165 mm (85" 1/4)                                       |
| Number of distributors           | 64  | 75  | 81  |
| Seed rate adjustment             | Adjustment clock 0 to 12 o'clock                        |   |   |
| Seed drill capacity              | 139 liters (37 US gal)                                  | 178 liters (47 US gal)                                  | 178 liters (47 US gal)                                  |
| Weight                           | 62 Kg (136.7 lb)  | 74 Kg (163 lb)  | 74 Kg (163 lb)  |
| Transport dimension<br>w x L x H | 1760mm x 490mm x 630mm<br>(69" 1/3 x 19" 3/8 x 24" 7/8) | 2165mm x 490mm x 630mm<br>(85" 1/4 x 19" 3/8 x 24" 7/8) | 2165mm x 490mm x 630mm<br>(85" 1/4 x 19" 3/8 x 24" 7/8) |



The SMA pneumatic seed drills are designed to be paired with the RX type soil preparation machines. They allow seeding immediately after soil preparation. This means that only one pass is needed to bury the stones, prepare the soil and sow. A real time saver!

### Technical details :

| Machines                 | SMA 250                 | SMA 300            |
|--------------------------|-------------------------|--------------------|
| Mounting on machine type | RX 250                  | RX 300             |
| Working width            | 2500 mm (98" 1/2)       | 3000 mm (118" 1/8) |
| Seed rate adjustement    | Dosing ruler            |                    |
| Seed drill capacity      | 750 liters (198 US gal) |                    |

# OVERSEEDING



**RG 140**



**ROOG 150.60**

## Contents

Knife Overseeding machine - RG 140 / 200.....**50 - 51**

Disc Overseeding machine - ROOG 150.60.....**52 - 53**

# RG 140/200 ROTADAIRON

## KNIFE OVERSEEDING MACHINE



Special tire roller



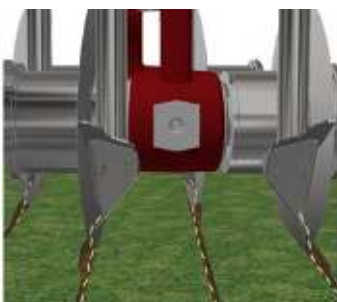
Clean cut by sharp discs

These overseeding machines allow you to perform your over-seeding operations in an economical way. The rotating knives create a groove in which the pods deposit the seeds. The machine allows a high precision seeding which is obtained by volumetric adjustment of all the cells constituting the rotor of the seed drill. The furrows are closed, naturally, by the elasticity of the grass but also by the passage of the roller with special tires. The cleaning of the tank is simplified thanks to the tool-free extraction of the agitator.

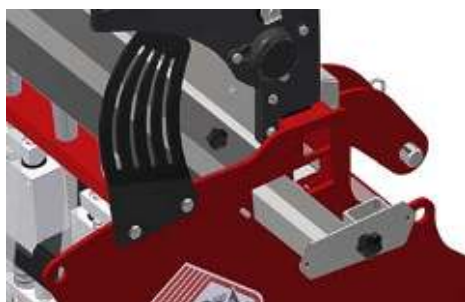
### Technical details :

| Machines                         | RG 140  | RG 200  |
|----------------------------------|---|---|
| Working width                    | 1400 mm (55" 1/8)   | 1830 mm (72")   |
| Total width                      | 1790 mm (70" 1/2)   | 2270 mm (89" 1/4)                                       |
| Weight                           | 485 Kg (1069.2 lb)  | 580 Kg (1278.6 lb)                                      |
| Tractor : Required power         | 18 - 25 CV  | 25 - 60 CV  |
| Working depth (max)              | 0 to 60 mm (0" to 2" 1/4)                                   |   |
| Interval between sowing          | 48 mm (1" 7/8)  |   |
| Rotor outer diameter             | 400 mm (15" 3/4)  |   |
| Number of knives                 | 90  | 117   |
| Depth adjustment                 | Screw jack system   |   |
| 3 point hitch                    | Categories 1 & 2  |   |
| PTO speed                        | 540 tr/min  |   |
| Tractor forward speed            | 0,8 to 1,5 Km/h (0.5 to 0.9 mph)                            |   |
| Transmission                     | Angle gearbox + Oil bath chain                              |   |
| Transport dimension<br>w x L x H | 1790 mm x 1430 mm x 930 mm<br>(70" 1/2 x 56" 1/4 x 36" 1/2) | 2270 mm x 1500 mm x 930 mm<br>(89" 1/4 x 59" x 36" 1/2) |
| <b>Seeder</b>                    |   |   |
| Type of seed drill               | Stainless steel seed drill by spline distributor            |   |
| Seed rate ajustement             | Adjustment clock 0 to 12 o'clock                            |   |
| Seed drill capacity              | 130 liters (34 US gal)                                      | 178 liters (47 US gal)                                  |

# ROOG 150.60 ROTADAIRON



Clean cut by sharp discs



Calibration device

## DISC OVERSEEDING MACHINE

This overseeding machine allows you to perform your over-seeding operations optimally. Each disc/injector unit produces a clean cut and precise deposit of seeds. This unique design allows us to offer you a compact machine with a limited weight allowing the selection of a tractor with less lifting capacity.

The cutting of the groove is carried out by sharp discs, arranged on independent blocks that follow the profile of the ground. The injectors place the seeds precisely in the furrows.

The precision seeding, from the stoloniferous bent grass to the classic English ray-grass mixtures, is obtained by the volumetric adjustment of the flute seeder via the dial clock.

The rear roller then closes the grooves.

### Technical details :

| Machines                              | ROOG 150.60  |
|---------------------------------------|--|
| Working width                         | 1500 mm (59")  |
| Total width                           | 1760 mm (69" 1/4)  |
| Weight                                | 665 Kg (1466 lb)   |
| Tractor : Required power              | From 30 CV<br>(Check the lifting capacity of the tractor)    |
| Seeding depth                         | 0 to 20 mm (0" to 3/4")                                      |
| Interval between sowing               | 60 mm (2" 1/4)   |
| Number of discs                       | 24   |
| Depth adjustment                      | 3rd point + roll   |
| 3 point hitch                         | Categories 1 & 2   |
| Transport dimension<br>w x L x H (mm) | 1760 mm x 1010 mm x 1490 mm<br>(69" 1/4 x 58" 3/4 x 39" 3/4) |
| <b>Seeder</b>                         |  |
| Type of seed drill                    | Stainless steel seed drill by spline distributor             |
| Seed rate ajustement                  | Adjustment clock 0 to 12 o'clock                             |
| Seed rate calibration                 | From 2 to 30 g/m <sup>2</sup>                                |
| Seed drill capacity                   | 139 liters (37 US gal)                                       |

# DETHACHING - SPIKING



**DS 130**



**ED 130 TS**

## Contents

|  |         |
|--|---------|
| Dethatchers-Spikers - DS 130 / 180 ..... | 56 - 57 |
| Dethatcher-Collector - ED 130 TS .....   | 58 - 59 |



Option n°1 : Rear roller



Option n°2 : « SWING »  
(Option 1 required)

## DETHATCHERS FOR TRACTOR

The DS Dethatchers Spikers are the evolution of our proven “ED” models well known for their superior dethatching qualities with their unique blade fixing system, accepting 3 variants of knives to precisely meet your needs.

These dethatching machines allow to perform dethatching or scarifying operations at the desired depth (from 0 to 60 mm). In addition to these operations, the machines allow to carry out an aeration of the ground (spiking effect, without power take-off) or a rolling. The machines are equipped with a quick-change blade system (Rotadairon® patent). The blades are positioned magnetically on their support. All the supports are locked by a single nut at the end of the rotor axis.

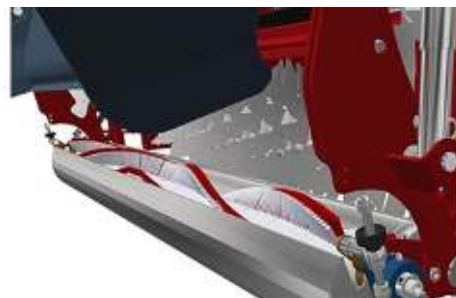
3 knife configurations are available (See ED 130 TS)

### Technical details :

| Machines                         | DS 130   | DS 180  |
|----------------------------------|--|---|
| Working width                    | 1300 mm (51" 1/4)  | 1800 mm (70" 3/4)   |
| Total width                      | 1560 mm (61" 1/2)  | 1945 mm (76" 2/3)   |
| Weight                           | 288 Kg (635 lb)<br>With option n°1 : 316 Kg (697 lb)<br>With option n°1 & 2 : 340 Kg (750 lb)  | 330 Kg (728 lb)<br>With option n°1 : 365 Kg (805 lb)<br>With option n°1 & 2 : 389 Kg (858 lb) |
| Tractor : Required power         | 25 - 45 CV   | 30 - 45 CV  |
| Working depth                    | 0 to 60 mm (0" to 2" 1/4)  |   |
| Distance between knives          | 24 mm (15/16")   |   |
| Rotor outer diameter             | 360 mm (14" 1/4)   |   |
| Depth adjustment                 | Basic machine: Adjustment at the 3rd Points<br>Machine with options: Height adjustable rollers |   |
| Number of flanges                | 53   | 74  |
| Number of knives                 | 159  | 222   |
| 3 point hitch                    | Categories 1 & 2   |   |
| PTO speed                        | 540 tr/min   |   |
| Tractor forward speed            | 3 to 8 Km/h (1,8 to 4,9 mph)   |   |
| Transmission                     | Angle gearbox + Oil bath chain   |   |
| Transport dimension<br>w x L x H | 1560 mm x 895 mm x 840 mm<br>(61" 1/2 x 35" 1/4 x 33")   | 1945 mm x 895 mm x 840 mm<br>(76" 2/3 x 35" 1/4 x 33")  |
| Options                          | Option n°1 : Rear roller<br>Option n°2 : « SWING »   |   |



3 knife configurations



Hydraulic system (Motor) for perfect felt collection

This dethatching / collecting machine allows to carry out the dethatching operations of a green in one pass. The machine has a patented sweeping system with hydraulic drive. The hydraulically discharged collection container, with a capacity of 180 liters, allows for the clearing of a whole green. In addition to these operations, the machine can also be used to aerate the ground (spiking effect, without power take-off) or to roll. The machine is equipped with a quick-change blade system (Rotadairon® patent). The blades are positioned magnetically on their support. All the supports are locked by a single nut at the end of the rotor axis.

3 knife configurations :

- **a** Sharpened (standard): Stainless steel knife sharpened for classic de-thatching
- **b** Not sharpened: Made of stainless steel knives not sharpened for more aggressive de-thatching
- **c** Carbide plate: Carbon steel with carbide plate for very aggressive de-thatching

### Technical details :

| Machine                          | ED 130 TS  |
|----------------------------------|--|
| Working width                    | 1300 mm (51" 1/4)  |
| Total width                      | 1840 mm (72" 1/2)  |
| Weight                           | 366 Kg (806.8 lb)  |
| Tractor : Required power         | 25 - 45 CV   |
| Working depth                    | 0 to 60 mm (0" to 2" 1/4)  |
| Distance between knives          | 24 mm (15/16")   |
| Rotor outer diameter             | 360 mm (14" 1/4)   |
| Depth adjustment                 | Front roller support with 2 marked positions<br>+ Rear roller support adjustable by screw jack |
| Number of flanges                | 53   |
| Number of knives                 | 159  |
| 3 point hitch                    | Categories 1 & 2   |
| PTO speed                        | 540 tr/min   |
| Tractor forward speed            | 3 to 8 Km/h (1,8 to 4,9 mph)   |
| Transmission                     | Angle gearbox + Oil bath chain   |
| Transport dimension<br>w x L x H | 1840 mm x 1420 mm x 840 mm<br>(72" 1/2 x 56" x 33")  |

# MULCHING



**BRD 50**

## Contents

|  |                |
|--|----------------|
| Mulcher for Skid-steers - BRD 50 ..... | <b>62 - 63</b> |
|--|----------------|



Safety hydraulic block with  
Cartridge filtration



Y-shaped mounting of knives on  
shackles

This mulcher was designed to grind dense herbs and brambles. It achieves a very high performance thanks to the floating system (Rotadairon® Patent) which allows to follow perfectly and automatically the unevenness of the ground.

It is equipped with a device that complies with the regulations in force (EN12733) allowing the machine to be stopped quickly: as soon as the operator releases the controls and the machine ceases to be supplied with oil, our system brakes and stops the rotor in less than 7 seconds.

The Y-mounting of knives on shackles contributes to a better grinding.

### Technical details :

| Machine                          | BRD 50  |
|----------------------------------|---|
| Working width                    | 1270 mm (50")   |
| Total width                      | 1440 mm (56" <sup>3</sup> / <sub>4</sub> )  |
| Weight                           | 276 Kg (608 lb)   |
| Carrier : Hydraulic flow         | 40 to 60 l/min (10,5 to 15,8 US gpm)  |
| Carrier : Pressure               | 200 bars (2900 psi)   |
| Carrier : Maximum track width    | 1.27 meters (50")   |
| Working height                   | 30 à 70 mm (1" <sup>1</sup> / <sub>4</sub> to 2" <sup>3</sup> / <sub>4</sub> )  |
| Rotor outer diameter             | 360 mm (14" <sup>1</sup> / <sub>4</sub> )   |
| Depth adjustment                 | Adjustable skids 3 positions  |
| Number of knives                 | 76  |
| Number of shackles               | 38  |
| Hitch plate                      | Toro / Ditch Witch / Vermeer conventional quick coupler system or equivalent  |
| Forward speed of the carrier     | 0,8 to 1,5 Km/h (0.5 to 0.9 mph)  |
| Transmission                     | Hydraulic motor + Chain in oil bath   |
| Security                         | Hydraulic safety block  |
| Transport dimension<br>w x L x H | 1440 mm x 950 mm x 690 mm<br>(56" <sup>3</sup> / <sub>4</sub> x 37" <sup>1</sup> / <sub>2</sub> x 27" <sup>1</sup> / <sub>4</sub> ) |

# SPECIAL APPLICATIONS



**DCE 250**



**TR 150**

## Contents

### AGRICULTURE :

Rotary tillers for tractors - DCE 250 / 300.....**66 - 67**

### MARKET GARDENING :

Soil preparer / Stone burier TERRAGRO - TR 130 / 150 / 170....**68 - 69**



**Option DCE 250 : Retractable wheels  
for road transport**

The Rotadairon® DCE 250/300 are designed for agriculture applications. Their oversized rotor with double drive is designed to fight against the effect of battance, formed under the action of intense rain and trampling.

Equipped with oversized tiller with double drive, the DCE 250/300 are specially designed for applications in difficult soils.

### Technical details :

| Machines                         | DCE 250   | DCE 300   |
|----------------------------------|---|---|
| Working width                    | 2500 mm (98" 1/2)   | 3050 mm (120")  |
| Total width                      | 3365 mm (132" 1/2)  | 3920 mm (154" 1/4)  |
| Weight                           | 1370 Kg (3020.3 lb)   | 1470 Kg (3240.7 lb)   |
| Tractor : Required power         | 90 - 110 CV   | 110 - 150 CV  |
| Tractor : Max track width        | 2.5 meters (98" 1/2)  | 3.05 meters (120")  |
| Working depth (max)              | 200 mm (7" 3/4)   |   |
| Rotor outer diameter             | 600 mm (23" 1/2)  |   |
| Depth adjustment                 | Support on Rear tires adjustable by screw jacks               |   |
| Number of blades                 | 54  | 66  |
| 3 point hitch                    | Categories 2 & 3  |   |
| PTO speed                        | 1000 tr/min   |   |
| Tractor forward speed            | 0,8 to 1,5 km/h (0.5 to 0.9 mph)                              |   |
| Transmission                     | Angle gearbox + Oil bath chains                               |   |
| Machine drive type               | Dual drive  |   |
| Security                         | Torque limiter in oil bath at each end of the rotor           |   |
| Transport dimension<br>w x L x H | 3365 mm x 1825 mm x 1275 mm<br>(132" 1/2 x 71" 3/4 x 50" 1/4) | 3920 mm x 1825 mm x 1275 mm<br>(154" 1/4 x 71" 3/4 x 50" 1/4) |
| Option                           | DCE 250 : Retractable wheels for road transport               |   |



Option : Front disk



Soil preparation principle

The TERRAGRO developed by ROTADAIRON in collaboration with the professionals of the horticultural and market gardening sector is a preparator-burier for seedbeds or plantations, in beds or in forms. The TERRAGRO works the soil surface and respects its agronomic structure.

Its oversized rotor with reverse rotation throws stones, plant waste and soil against the selection grid, and, by densimetry, deposits the coarse elements which are then covered with fine soil.

The beds have, in all points, a perfect homogeneity of density which favors a more grouped germination of seeds and a faster recovery of the plants.

The TERRAGRO can thus work in all types of soil (sand, clay, silt, pebbles) while ensuring an ideal quality of preparation.

### Technical details :

| Machines                         | TR 130  | TR 150  | TR 170  |
|----------------------------------|---|---|---|
| Working width                    | 1300 mm (51" 1/4)   | 1500 mm (59")   | 1770 mm (69" 2/3)   |
| Total width                      | 1680 mm (66" 1/6)   | 1880 mm (70" 4/5)   | 2100 mm (82" 2/3)   |
| Weight                           | 800 kg (1763 lb)  | 850 kg (1873 lb)  | 900 kg (1984 lb)  |
| Tractor : Required power         | 35 à 60 CV  | 45 à 70 CV  | 50 à 95 CV  |
| Tractor : Max track width        | 1.5 meters (59")  | 1.7 meters (66" 4/5)                                      | 1.9 meters (74" 2/3)                                      |
| Working depth (max)              | 160 mm (6" 1/4)   |   |   |
| Rotor outer diameter             | 400 mm (15" 3/4)  |   |   |
| Depth adjustment                 | Support on rear roller adjustable by screw jacks          |   |   |
| Number of blades                 | 42  | 48  | 54  |
| Grid finger spacing              | 35 mm (1" 3/8)  |   |   |
| 3 point hitch                    | Categories 1 & 2  |   |   |
| PTO speed                        | 540 tr/min  |   |   |
| Tractor forward speed            | 0.8 to 1,5 Km/h (0.5 to 0.9 mph)                          |   |   |
| Transmission                     | Angle gearbox + Oil bath chain                            |   |   |
| Security                         | Torque limiter with dry friction and flywheel             |   |   |
| Transport dimension<br>w x L x H | 1700mm x 2100mm x 1200mm<br>(66" 4/5 x 82" 2/3 x 47" 1/4) | 1900mm x 2100mm x 1200mm<br>(74" 2/3 x 82" 2/3 x 47" 1/4) | 2100mm x 2100mm x 1200mm<br>(82" 2/3 x 82" 2/3 x 47" 1/4) |

Option

Front discs

**For any specific request,  
Please contact your Rotadairon® dealer**

## SPARE PARTS




A large stock of spare parts is permanently maintained at our factory. Our partners have online tools and quick access to manufacturer information.

Maintain the quality and performance of your Rotadairon® by using only original parts.

## NOTES :

[illegible]



**[www.rotadairon.fr](http://www.rotadairon.fr)**

Mail : [contacts@rotadairon.fr](mailto:contacts@rotadairon.fr)



**ROTADAIRON**  
Départementale 92 - Les Hunaudières  
72230 MULSANNE - FRANCE  
Phone number : (33) 2 43 422 422